

RICAMBI MITSUBISHI



PLK 1410-1710	MS03A0256	mm 3	MS03A1256	mm 2	punta lunga MA35A0256	mm 3
PLK A0804	MV30A0256	mm 3	MV30A1256	mm 2	punta lunga MA35A1256	mm 2



FPPLK 232x111



FPPLK
119x11



Placchette ago: PLK 0303 – 1006

MS03A0101	mm 1,6
MS03A1101	mm 2,2
MS03A2101	mm 2,6
PLK 1410-1710	
MS02A0101	mm 1,6
MS02A1101	mm 2,2
MS02A2101	mm 2,6



FPPLK 204x114



FPPLK
110x70



FPPLK 277x170



CAPLK2516L cm 17x28,5



CAPLK2516S cm 11,4x20,4



CAPLK1010 cm 11,2x11,85

RICAMBI MITSUBISHI



MS01A0120
Shuttle Hook, Regular Thread



MS01A0125
Bobbin Case, No Back Lash



MS17A0120
Shuttle Hook, Large Capacity



MS17A0125
Bobbin Case



MS01A1120
Shuttle Hook, Heavy Thread



MS01A0123



MS17A0123
Bobbin

Crochet – capsula – spolina
Per Mitsubishi PLK 109

crochet – capsula – spolina
per Mitsubishi PLK grande capacità

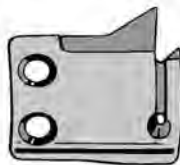
COLTELLI MITSUBISHI

109, 303



MS 01 A 0838 MS 01 B 0838

LS 2-180
LS1280



MF 00 A 0834

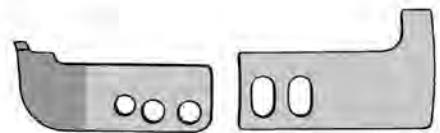


MF 00 A 0838

DB 189



MF 40 A 2180



MF 40 A 1835
MF 40 A 2835

MF 40 A 1834

DB-199
LS 2-190
PLK-1210
PLK-2520



MF 90 A 0838

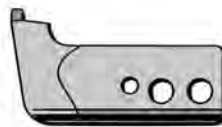
DB 130, 189, 199
LS 2-150, 180, 190, 210



MF 16 A 0838



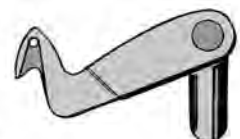
MG 40 B 0834



MG 40 B 0835



MG 44 B 0838



MF 90 B 2838
MF 90 B 0838

DY 359
PLK-2520A

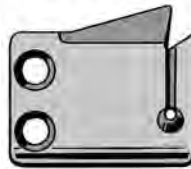


MG 52 A 0834



MG 52 A 0838

LS2-180B1T
PLK-1410, 1710

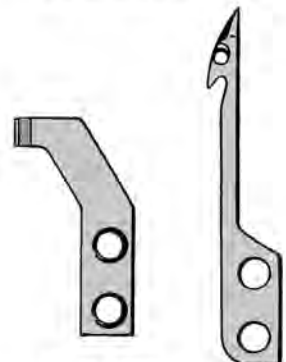


MF 02 A 0834



MF 02 A 0838
MS 10 A 0838

LS 2-230, LT 2-250



MN 50 A 0838

410, 430



MP 41 B 0838

PLK-0504
PLK-0604, PLK-0804
PLK-B 1006, PLK-B 2516



MS 03 A 0838
MS 14 A 0838



MS 03 B 0838

MN 50 B 0838